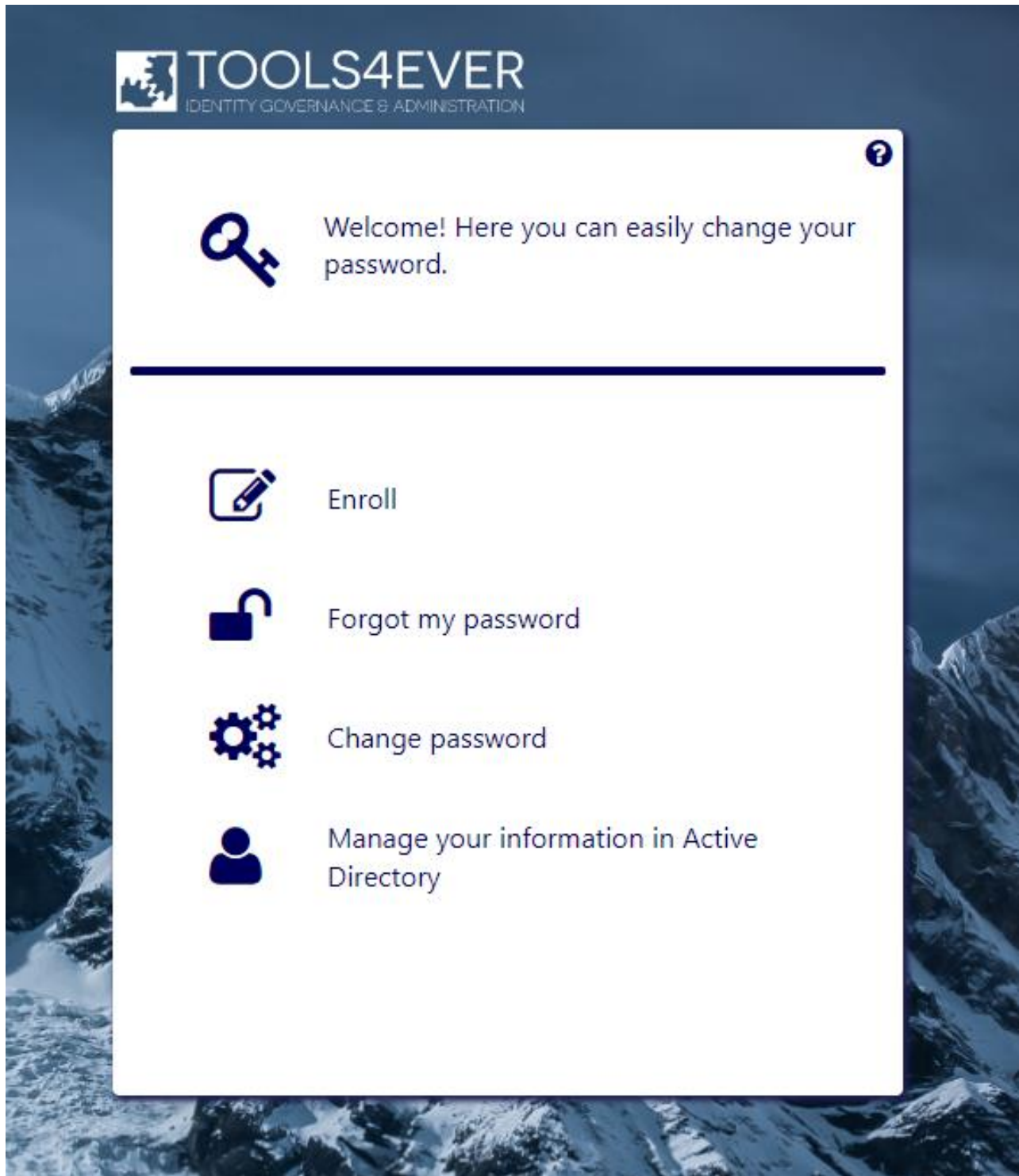


How to enroll in SSRPM

1. When the website appears you will see the following and just click “Enroll”:



2. You should receive a page like the following and just enter your username (ex: jdoe) and your password:

Enroll

English

TOOLS4EVER
IDENTITY GOVERNANCE & ADMINISTRATION

Enter your username and password to continue.

Username:

Enter username

Password:

Enter password

Domain:

BANNING


Back Next

3. [OPTIONAL] You can enter your e-mail or phone number or both in the next prompt (**Do Not Enter full e-mail just username**):

Enroll ×

English ▼

TOOLS4EVER
IDENTITY GOVERNANCE & ADMINISTRATION

 During the password reset you will be asked to enter a PIN code. Specify how you wish to receive the PIN code. ?

1 — **2** — 3 — 4 — 5 — 6

By e-mail:

✓ → ✉

By SMS:


✓ → 📱


Back Next

- The next 3 steps will ask you to select a question and then enter an answer for the question:

Enroll ×

English ▼



 **TOOLS4EVER**
IDENTITY GOVERNANCE & ADMINISTRATION

 Choose and answer a question. During the password reset you will have to answer this question again. ?



1 2 3 4 5 6

Select question:

Answer:

Confirm answer

5. On the last step just click “OK” and you are now enrolled:

