

## Offline reading with myON® Reader

Renaissance myON® Reader is a web-based personalized literacy platform that keep students reading and learning all year long. When Wi-Fi is available, it is recommended that students log in to their accounts through myON.com or Clever Instant Login to access the full functionality of myON Reader. They can continue reading when they are offline, using free mobile apps. Here is all the information you will need to get them started!

### Available apps

First, download the app that will work on your students' devices. If you aren't sure, use the Google Chrome app, since that will work on a variety of devices through a Google Chrome browser! They must have Wi-Fi available to download an app.

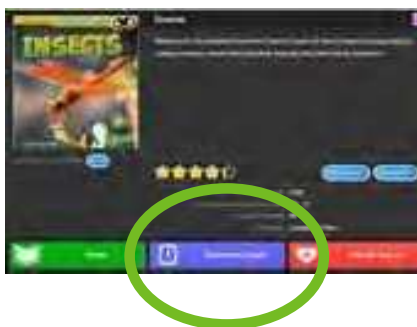

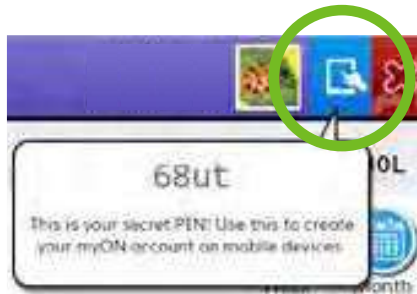


- **Chrome Store:** <https://chrome.google.com/webstore/detail/myon/jahdnkaoagdemliakgkedafnhlafpamg>
- **iPad:** <https://itunes.apple.com/us/app/myon/id548056295?mt=8>
- **Android:** <https://play.google.com/store/apps/details?id=com.capstonedigital>
- **KindleFire HD:** <http://www.amazon.com/gp/product?ASIN=B00DQWC7EG>

### Setting up devices for offline reading

Regardless of the platform the app is on, the same steps apply to set up the device for use with myON. You must have Wi-Fi available to set up a device.

1. Open the new myON app on the device.
2. Choose to "Add User" or "Link User."
3. Follow the onscreen instructions, and enter your school, username, and PIN\*.  
\*The four digit PIN can be found in the top right corner of the myON dashboard. App users have to use their PIN as the password when connecting to the app for the FIRST TIME ONLY. Students must take interest inventory and placement FIRST and then their dashboard will appear and they will have access to their PIN.
4. Once added, it's time to sign in! Students should select their name, and enter the username when prompted.
5. When they are signed in, students can start adding books to read anytime. They should choose the "Add Book" or "+" icon, and search to find books to add. When they have found a book to add, they just click "Download." They can repeat for up to 20 books. When they are signed into the app, students can also download books directly to the app from their accounts on myON.com.



### Reading offline

If students are ready to read, but Wi-Fi isn't available, that's ok! They just need to launch their myON app and sign in. They should select their name and enter their username when prompted. Once they are signed in, they can read any of the books they have previously downloaded.

### Syncing reading data

Syncing reading data is automatic with the myON app. The next time students are in a Wi-Fi zone, they just need to open the myON app. Any reading statistics not yet shared with the myON website from the app will automatically synch and send. Students can expect to see the data in their myON accounts within 24 hours after syncing.